

# RIBEIRA GEN2

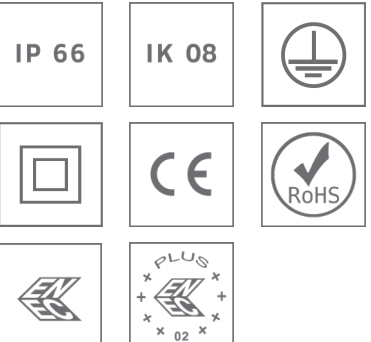


## A classic urban lantern revisited with modern LED lighting technology

Drawing inspiration from classic oil lamps, the RIBEIRA GEN2 four-sided lantern harmoniously combines timeless elegance with today's modern, circular technology.

Equipped with the latest LED lighting technologies, RIBEIRA GEN2 offers great energy efficiency while incorporating sustainable, circular design principles.

RIBEIRA GEN2 is the perfect choice for blending tradition and modernity in various urban settings.



## Concept

RIBEIRA GEN2's classic 4-faced design has been updated with robust, recyclable materials such as aluminium and glass, combined with an innovative circular LED module. At the heart of its classic design lie sustainable principles. RIBEIRA GEN2 integrates a unique module that incorporates the photometric engines and electronic components (drivers, fuses and surge protection) into a single, easily removable and interchangeable unit. This innovation makes RIBEIRA GEN2 a sustainable, circular urban lighting lantern.

Powered by the latest LensoFlex® LED concept developed by Schröder, this modernised lantern delivers highly efficient, energy-saving lighting. Its wide range of light distributions ensures precise illumination for various urban environments.

To seamlessly blend into a variety of urban settings, RIBEIRA GEN2 offers multiple mounting options: post-top and suspended. It can be suspended using a suspension bracket or a hook. Alternatively, it can be mounted post-top with a 3/4" threaded rod, ensuring flexibility and adaptability for diverse urban lighting needs.

Access to the internal components is toolless, using a handscrew, considerably facilitating access to internal components, and maintenance.

Looking to highlight your historical heritage or bring classic charm to your city streets? RIBEIRA GEN2 offers the latest in lighting technologies in a classic-inspired design. It is the perfect choice for blending tradition and modernity in any urban setting.



A classic 4-faced urban lantern updated with the latest LED technology.



Circular and future-proof.

## TYPES OF APPLICATION

- URBAN & RESIDENTIAL STREETS
- BRIDGES
- BIKE & PEDESTRIAN PATHS
- RAILWAY STATIONS & METROS
- CAR PARKS
- SQUARES & PEDESTRIAN AREAS

## KEY ADVANTAGES

- Classic design with the advantages of LED technology
- LensoFlex®4 versatile solutions for high-end photometries maximising comfort and safety
- FutureProof: follows the principles of circular economy
- Durable and recyclable materials
- Energy savings by dimming



Easy access to internal components.



Diverse mounting options to suit any type of urban setting.

RIBEIRA GEN2 | Equipped with a clear protector



RIBEIRA GEN2 | Equipped with a frosted protector






LensoFlex®4

LensoFlex®4 maximises the heritage of the LensoFlex® concept with a very compact yet powerful photometric engine based upon the addition principle of photometric distribution. The number of LEDs in combination with the driving current determines the intensity level of the light distribution. With optimised light distributions and very high efficiency, this fourth generation enables the products to be downsized to meet application requirements with an optimised solution in terms of investment.

LensoFlex®4 optics can feature backlight control to prevent intrusive lighting, or a glare limiter for high visual comfort.

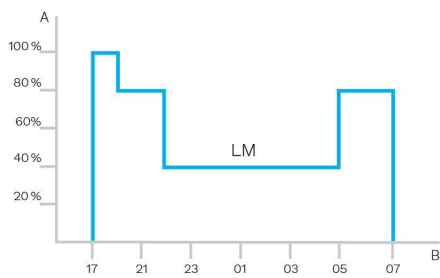




### Custom dimming profile


Intelligent luminaire drivers can be programmed with complex dimming profiles. Up to five combinations of time intervals and light levels are possible. This feature does not require any extra wiring.

The period between switching on and switching off is used to activate the preset dimming profile. The customised dimming system generates maximum energy savings while respecting the required lighting levels and uniformity throughout the night.

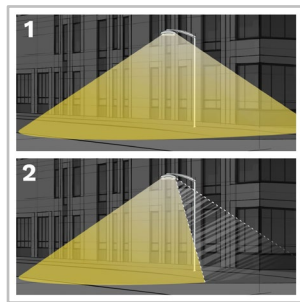


A. Dimming level | B. Time

With the PureNight concept, Schröder offers the ultimate solution for restoring the night sky without switching off cities, while maintaining safety and well-being for people and preserving wildlife. The PureNight concept guarantees that your Schröder lighting solution satisfies environmental laws and requirements. Well-designed LED lighting has the potential to improve the environment in all respects.




### Direct the light only where it is wanted and needed



1. Without backlight  
2. With backlight

Schröder is renowned for its expertise in photometry. Our optics direct light only where it is wanted and needed. However, light trespass behind the luminaire might be a key concern when it comes to protecting a sensitive wildlife habitat or avoiding intrusive lighting towards buildings. Our fully integrated backlight solutions easily address this potential risk.

### Offer maximum visual comfort to people



Because of the lower installation height compared to road lighting, visual comfort is an essential aspect of urban lighting. Schröder designs lenses and accessories to minimise any type of glare (distracting, discomforting, disabling glare and blinding glare). Our design offices harness a range of possibilities to find the best solutions for each project and ensure that we provide a gentle light that delivers the best night-time experience.

### Protect wildlife



If not well designed, artificial lighting can badly affect wildlife. Blue light and excessive intensity can have a damaging effect on all types of life. Blue light radiation has the ability to suppress the production of melatonin, the hormone that contributes to the regulation of the circadian rhythm. It can also alter the behavioural patterns of animals including bats and moths, as it can change their movements towards or away from light sources. Schröder favours warm white LEDs with minimal blue light, combined with advanced control systems including sensors. This enables permanent adaptation of the lighting to the real needs of the moment, minimising disturbance to the fauna and flora.

### Get the starry sky back



The Upward Light Ratio (ULR) and Upward Light Output Ratio (ULOR), the latter taking the flux from the luminaire into account, provide information on the percentage of light emitted towards the sky. This Schröder range of luminaires minimises or eliminates (depending on the options) upward-directed light flux. It complies with strict international and local requirements.

## GENERAL INFORMATION

Recommended installation height	3m to 7m   10' to 23'
FutureProof	Easy replacement of the photometric engine and electronic assembly
Circle Light label	Score between 60 and 90 - The product meets most of circular economy requirements
Driver included	Yes
CE mark	Yes
ENEC certified	Yes
ENEC+ certified	Yes
Testing standard	EN 60598-1 EN 60598-2-1 IEC 62722-2-1 IEC 62493 IEC 62471

## HOUSING AND FINISH

Housing	Aluminium Galvanised steel
Optic	PMMA
Protector	Polycarbonate
Housing finish	Polyester powder coating
Tightness level	IP 66
Impact resistance	IK 08
Vibration test	Compliant with modified IEC 68-2-6 (0.5G)
Access for maintenance	Tool-less access to gear compartment

## OPERATING CONDITIONS

Operating temperature range (Ta)	-30°C up to +55°C / -22°F up to 131°F with wind effect
----------------------------------	--

· Depending on the luminaire configuration. For more details, please contact us.

## ELECTRICAL INFORMATION

Electrical class	Class I EU, Class II EU
Nominal voltage	220-240V – 50-60Hz
Surge protection options (kV)	10
Electromagnetic compatibility (EMC)	EN 55015 / EN 61000-3-2 / EN 61000-3-3 / EN 61547
Control protocol(s)	1-10V, DALI
Control options	AmpDim, Custom dimming profile

## OPTICAL INFORMATION

LED colour temperature	2200K (Warm White WW 722) 2700K (Warm White WW 727) 2700K (Warm White WW 827) 3000K (Warm White WW 730) 3000K (Warm White WW 830) 4000K (Neutral White NW 740) 5700K (Cool White CW 757)
Colour rendering index (CRI)	>70 (Warm White WW 722) >70 (Warm White WW 727) >80 (Warm White WW 827) >70 (Warm White WW 730) >80 (Warm White WW 830) >70 (Neutral White NW 740) >70 (Cool White CW 757)

## LIFETIME OF THE LEDS @ TQ 25°C

All configurations	100,000h - L92
--------------------	----------------

· Lifetime may be different according to the size/configurations. Please consult us.

## DIMENSIONS AND MOUNTING

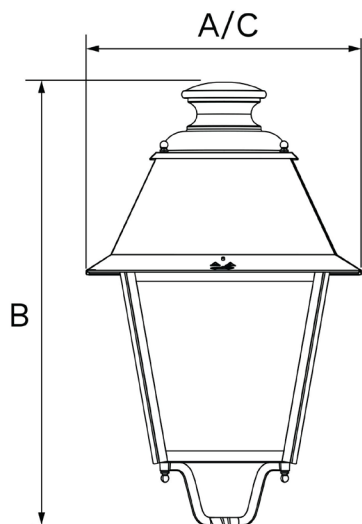
AxBxC (mm | inch) 505x820x505 | 19.9x32.3x19.9

Weight (kg | lbs) 13.0 | 28.6

Aerodynamic resistance (CxS) 0.36

Mounting possibilities Post-top ¾" gas male  
Suspended mounting

· For more information about mounting possibilities, please consult the installation sheet.





RIBEIRA GEN2 | Post-top mounting on 3/4" male threaded spigots




RIBEIRA GEN2 | Bracket (arch type)



RIBEIRA GEN2 | Suspension hook





Number of LEDs	Luminaire output flux (lm)														Power consumption (W)		Luminaire efficacy (lm/W)
	Warm White WW 722		Warm White WW 727		Warm White WW 827		Warm White WW 730		Warm White WW 830		Neutral White NW 740		Cool White CW 757				
	Min	Max	Min	Max	Min	Max	Min	Max	Min	Max	Min	Max	Min	Max	Min	Max	Up to
20	1200	4800	1300	5400	1200	4900	1500	5800	1300	5400	1600	6300	1500	6000	13	58	135
40	2500	8100	2700	9000	2500	8200	3000	9700	2700	9000	3200	10500	3100	10000	24	89	148

Tolerance on LED flux is  $\pm 7\%$  and on total luminaire power  $\pm 5\%$

