

RIVARA



Schröder 



Design: Eclipz



CHARACTERISTICS – LUMINAIRE

Optical compartment tightness level:	IP 66 ^(*)
Electronic compartment tightness level:	IP 66 ^(*)
Impact resistance (glass):	IK 08 ^(**)
Aerodynamic resistance (Cd.S):	0.220m ²
Nominal voltage:	230V - 50Hz
Electrical class:	I or II ^(*)
Weight (total):	16.5kg

^(*) according to IEC - EN 60598

^(**) according to IEC - EN 62262

KEY ADVANTAGES

- Designed for various types of urban landscapes
- A complete range of luminaires including a wall bracket as well as a bollard
- LensoFlex^{®2} photometric engine with photometry adapted to various applications
- White light available in neutral or warm white (option)
- Maximised savings in energy and maintenance costs
- FutureProof: easy replacement of the photometric engine and electronic assembly on-site
- ThermiX[®]: maintain performance over time
- Designed to incorporate Owllet range of control solutions
- Robust materials
- Surge protection 10kV

DISTINCT DESIGN WITH LED TECHNOLOGY: THE IDEAL COMBINATION FOR LIGHTING VARIOUS URBAN LANDSCAPES

The Rivara, with its simple but very elegant linear design, provides a complete range of luminaires with a side-entry and wall bracket as well as a bollard to light diverse landscapes.

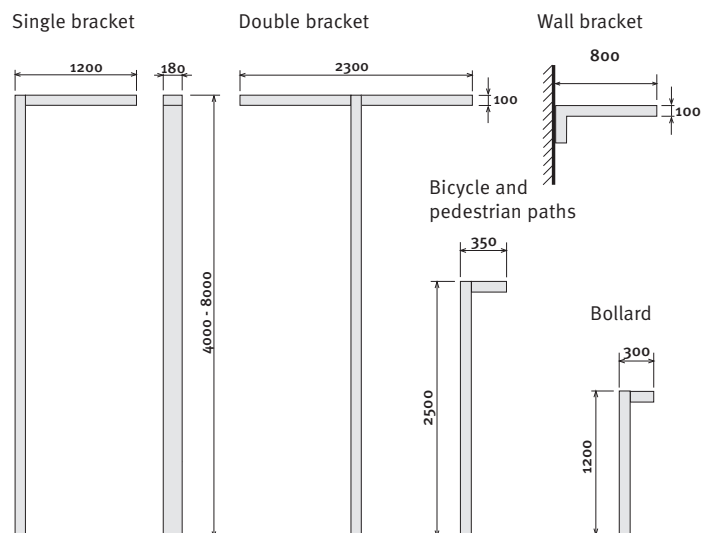
The flexibility of the second generation LensoFlex^{®2} photometric engine provides multiple lighting distributions to adapt to the diverse needs of contemporary lighting. The amount of LEDs is adapted to meet the photometrical requirements of the specified application.

The Rivara luminaire is available with a single or double bracket. A wall bracket is also available to maintain aesthetic consistency in areas where poles cannot be installed while a bollard can provide guidance lighting. This winning combination of performance, design and flexibility enables the Rivara range to light streets, residential areas, parks, bicycle and pedestrian paths with a better quality of light, to generate energy savings and to reduce the ecological footprint with a perfect aesthetic integration into the environment.

Colour: Grey RAL 7040

Any other RAL or AKZO colour upon request

DIMENSIONS (IN MM)



LENSOFLEX®2

Rivara luminaires are equipped with second generation LensoFlex®2 photometric engines that have been specifically developed for lighting spaces where the well-being and safety of people using the environments are essential. This concept is based upon the addition principle of photometric distribution. Each LED is associated with a specific lens that generates the complete photometric distribution of the luminaire. It is the number of LEDs in combination with the driving current that determines the intensity level of the light distribution.

ENERGY SAVINGS OF UP TO 75%

The Rivara luminaires integrate the latest cutting edge components. The combination of LED technology, a driver working within a constant flux system and a dimming system makes it possible to achieve **energy savings of up to 75%** compared with luminaires equipped with traditional light sources.

With this very favourable energy balance, the Rivara luminaires contribute to the effective management of public finances and to the responsible use of energy.


FUTUREPROOF

Using the most modern technology, the Rivara has been designed to meet the parameters of the FutureProof concept.

The photometric engine is sealed IP 66 in order to prevent the LEDs and the respective lenses coming into contact with the external environment and thus maintain the performance over time.

This feature cuts maintenance costs and helps to reduce the total cost of ownership.

The FutureProof concept means that the photometric engine and electronic compartment can be upgraded at any time throughout the luminaire's lifetime to take advantage of any future technological developments.



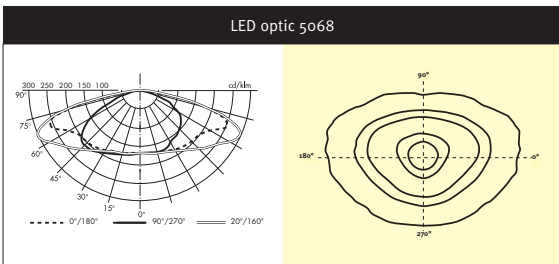
PHOTOMETRY

Rivara					Lifetime residual flux @ t _a 25°C (**)	
Colour temperature		Neutral (4000K) or warm white (3000K)				@100.000h
		Bollard	Bicycle and pedestrian paths	Luminaire	Luminaire	
Number of LEDs		8 LEDs	16 LEDs	16 LEDs	24 LEDs	
Current: 350mA	Luminaire flux range (lm)*	800 to 1000	1600 to 2000	1800 to 2100	2700 to 3200	90%
	Power consumption (W)	9	18	19	28	
Current: 500mA	Luminaire flux range (lm)*	1000 to 1300	2000 to 2600	2400 to 2900	3600 to 4300	
	Power consumption (W)	14	28	28	40	
Current: 700mA	Luminaire flux range (lm)*	1400 to 1800	2800 to 3600	3100 to 3700	4600 to 5600	
	Power consumption (W)	19	38	38	55	
Current: 1A	Luminaire flux range (lm)*	1800 to 2300	-	-	-	85%
	Power consumption (W)	28	-	-	-	


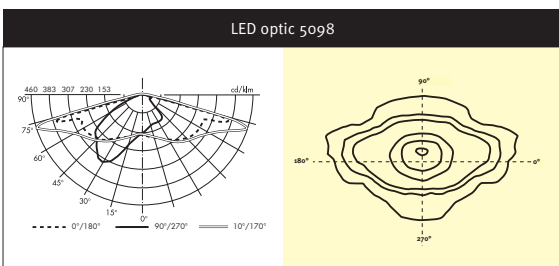
(*) The initial flux and power consumption of the luminaire are indicative values and valid for 25°C ambient temperature. The real flux output of the luminaire depends on environmental conditions (e.g. temperature) and may vary with specific configurations. Communicated values are subject to tolerances in technology. To check if this document refers to the latest information available, please visit www.schreder.com

(**) In accordance with LM-80 - TM-21

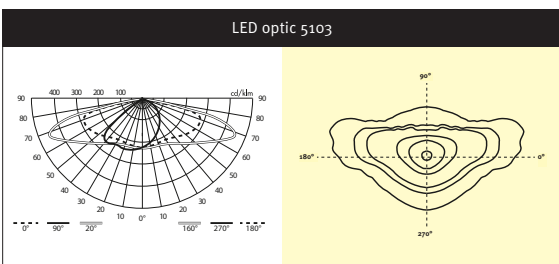
LIGHT DISTRIBUTIONS



- LensoFlex®2 Optic 5068
- To light roads, avenues, tramway lines and stations, historical centres ...



- LensoFlex®2 Optic 5098
- To light streets, alleys, footpaths, historical centres ...



- LensoFlex®2 Optic 5103
- To light residential and commercial zones, squares, parks, gardens, car parks, historical centres ...

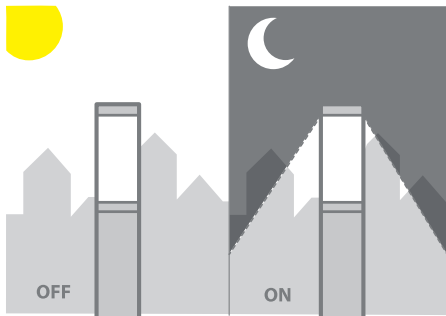
SMART LIGHTING

The Rivara luminaire can integrate the Owlet range of control solutions to operate either in stand-alone mode, in an autonomous network or an interoperable network. Our range of solutions encompasses small areas to complete city networks in order to perfectly suit your requests and your targets in terms of savings.

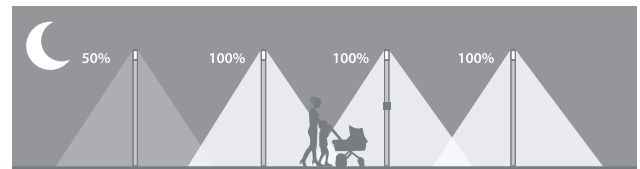
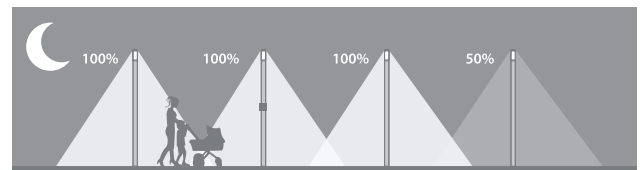
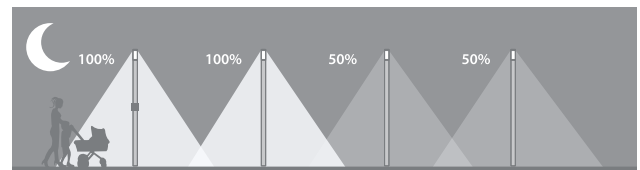
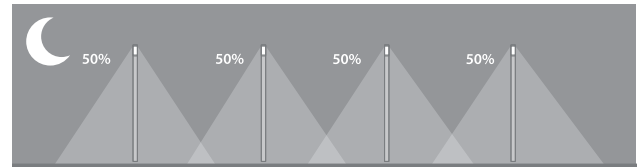


Thanks to dimming features, light-on-demand options and bi-directional communication, the Owlet solutions allow you to save energy, to provide light only when and where it is required and to optimise the operational management of your lighting scheme in terms of costs and services. The integrated Owlet solutions are key to monitor, to control, to meter and to manage a lighting network in the most efficient way.

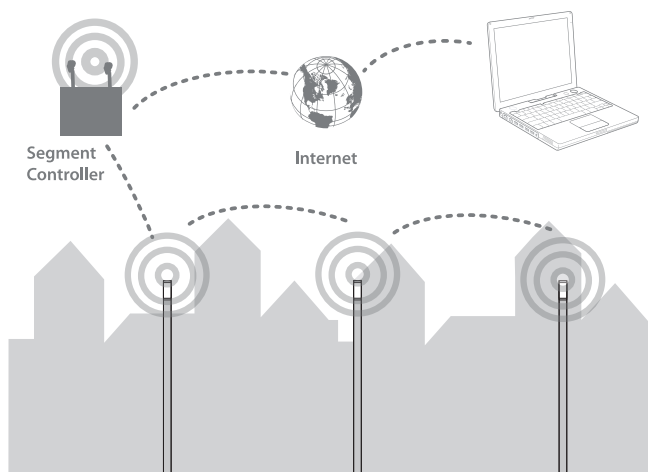
PHOTOCELL (STAND-ALONE)



MOTION DETECTION (AUTONOMOUS NETWORK)



REMOTE MANAGEMENT SYSTEM (INTEROPERABLE NETWORK)





RIVARA, VERSATILITY FOR VARIOUS TYPES OF URBAN LANDSCAPES





Copyright © Schréder S.A. - 2017 - Executive Publisher: Stéphane Halleux - R-Tech S.A. - rue de Mons 3 - B-4000 Liège (Belgium) - The information, descriptions and illustrations herein are of only an indicative nature. Due to advanced developments, we may be required to alter the characteristics of our products without notice. As these may present different characteristics according to the requirements of individual countries, we invite you to consult us.

